



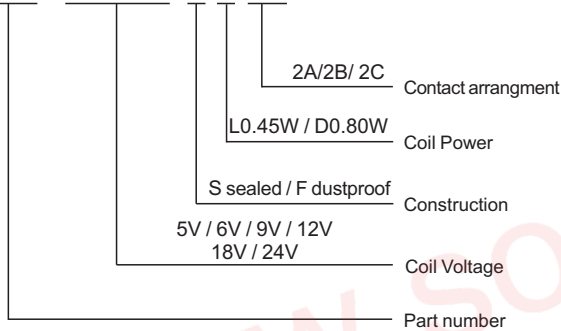
Features

- Miniature volume, PCB usage
- Contact rating: 1A/3A/5A
- Double group individual load



Ordering Information

SRE-12VDC-S L-2C



Contact Rating

Contact arrangement	2A/2B/2C
Contact resistance	100mΩ (1A 6VDC)
Contact material	Silver alloy: AgCdO, AgSnO ₂ , AgNi
Contact rating	1A/125VAC 3A/125VAC 5A/125VAC
Max switching voltage	250VAC
Max switching current	5A
Max switching power	625VA
Electrical endurance (frequency: 1800 ops/h)	1x10 ⁵ ops / 1x10 ⁴ ops
Mechanical endurance (frequency: 18000 ops/h)	1x10 ⁷ ops

Characteristics

Insulation system	B	
Insulation resistance	50MΩ (500VDC)	
Dielectric Strength	Between contacts and coil	1000VAC 1 minute
	Between open contacts	750VAC 1 minute
Leakage current 1mA		
Operate time(Under nominal voltage)	≤10ms	
Release time(Under nominal voltage)	≤10ms	
Humidity	85% RH (20°C)	
Ambient Temperature	-40°C~+55°C/-40°C~+85°C	
Shock resistance	Functional	98m/s ²
	Destructive	980m/s ²
Vibration resistance (Double amplitude)	10Hz~55Hz 1.5mm	
Weight	Approx 12g	
Construction	Sealed	

Remark:1)All above data is initial value

Coil Data

(at 20°C)

Power dissipation W	Voltage VDC	Current mA	Resistance Ω±10%	Pick-up voltage	Drop-out voltage	Max allowable
0.45W (L)	05	90	55.5	75%Max	5%Min	130%
	06	75	80			
	09	50	180			
	12	37.5	320			
	18	25	720			
0.80W (D)	24	18.75	1280	80%Max	10%Min	130%
	05	160	31.2			
	06	133	45			
	09	88	101.2			
	12	66	180			
	18	44	405			
	24	33	720			

This product specification only for your reference, we will not notify you if we do any improvement. We reserve all the right for the final explanation




Web: www.songle.com www.songlerelay.com

Add.: CW7, Zone A, Far East Industrial Park, Yuyao City, Zhejiang, China Zip Code: 315400

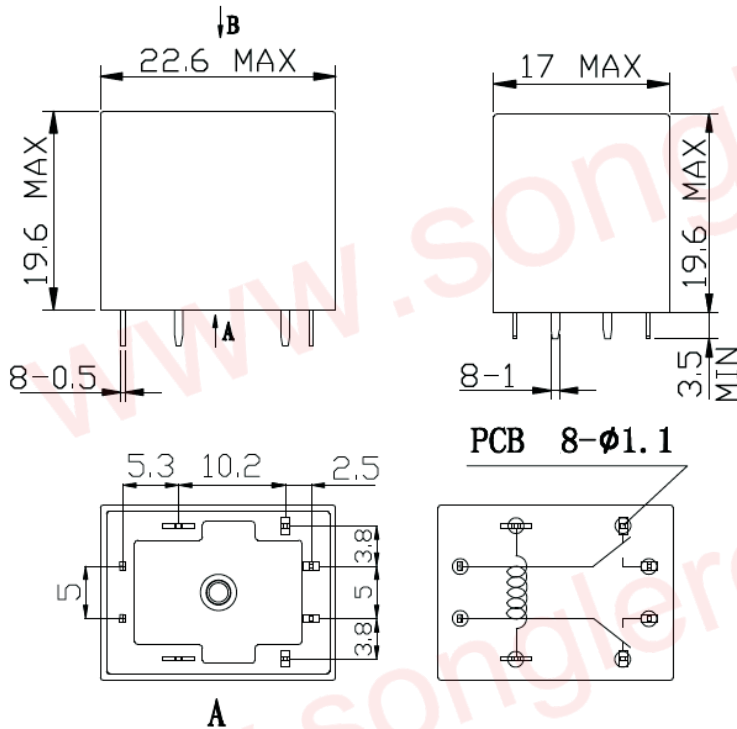
SRE Series DOUBLE GROUP CONVERSION RELAY 1A/3A/5A

Safety Approval Ratings

 US E167996
5A 125VAC

OUTLINE DIMENSIONS ,WIRING DIAGRAM AND PC BOARD LAYOUT Unit:mm

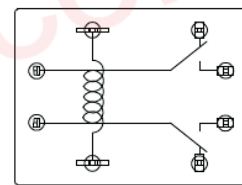
Physical installation diagram



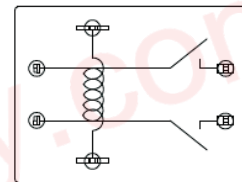
(Bottom view)

Tolerance: ± 0.1 mm

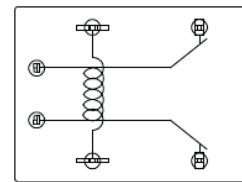
PCB board diagram (bottom view diagram)



Conversion C type



Normally open A type



Normally closed B type

This product specification only for your reference. we will not notify you if we do any improvement. We reserve all the right for the final explanation



Web: www.songle.com www.songlerelay.com

Add.: CW7, Zone A, Far East Industrial Park, Yuyao City, Zhejiang, China Zip Code: 315400